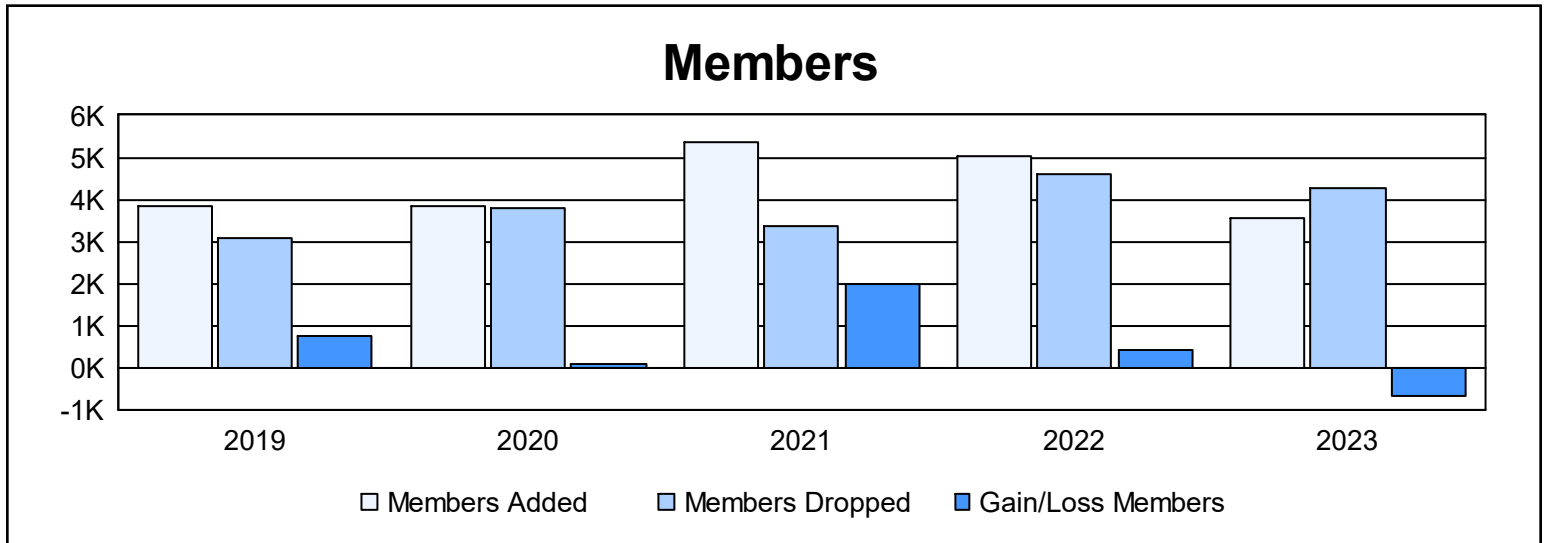
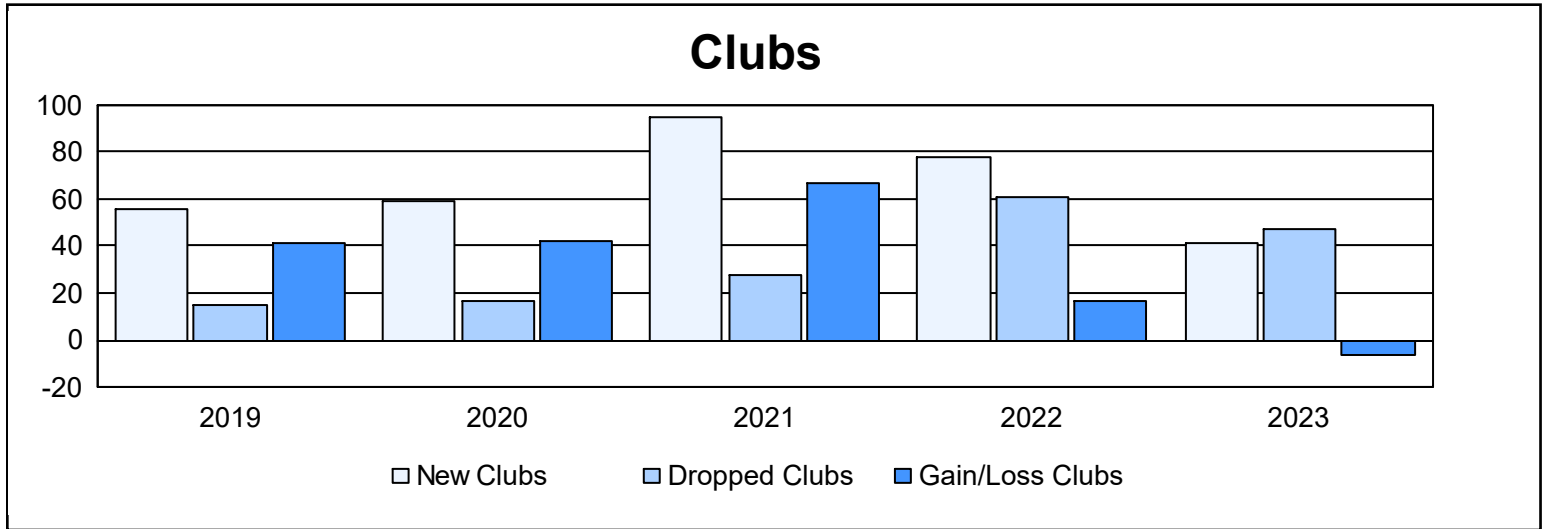
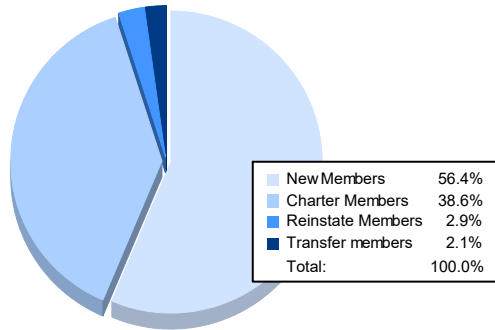


Year	New Clubs	Dropped Clubs	Gain/ Loss Clubs	New Members	Charter Members	Reinstate Members	Transfer Members	Total Member Added	Total Members Dropped	Gain/ Loss Members
2018-2019	56	15	41	1,997	1,607	216	28	3,848	3,098	750
2019-2020	59	17	42	1,871	1,621	291	63	3,846	3,779	67
2020-2021	95	28	67	2,801	2,373	118	70	5,362	3,358	2,004
2021-2022	78	61	17	2,649	2,131	184	56	5,020	4,594	426
2022-2023	41	47	-6	2,011	1,375	104	75	3,565	4,250	-685
Average	66	34	32	2,266	1,821	183	58	4,328	3,816	512



Membership Composition June 2023 Cumulative



Gender Composition June 2023 Cumulative

